

Gbif.es



Setup instructions for Elysia

Spanish Node of the Global Biodiversity Information Facility

Coordination Unit

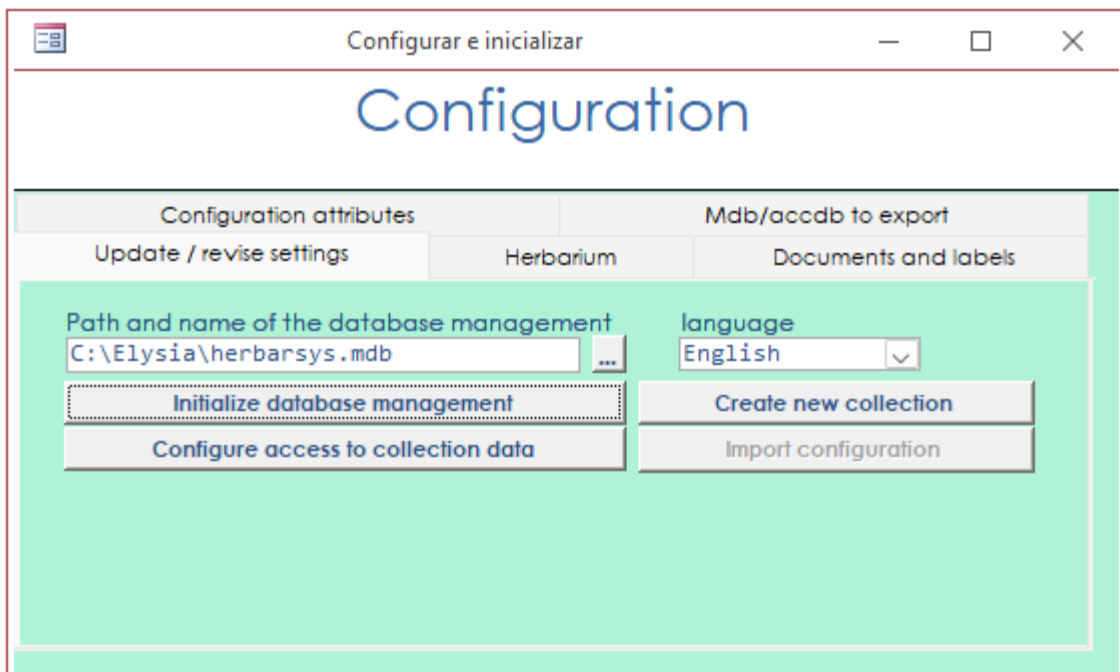
GBIF Spain

Year 2022




Instructions

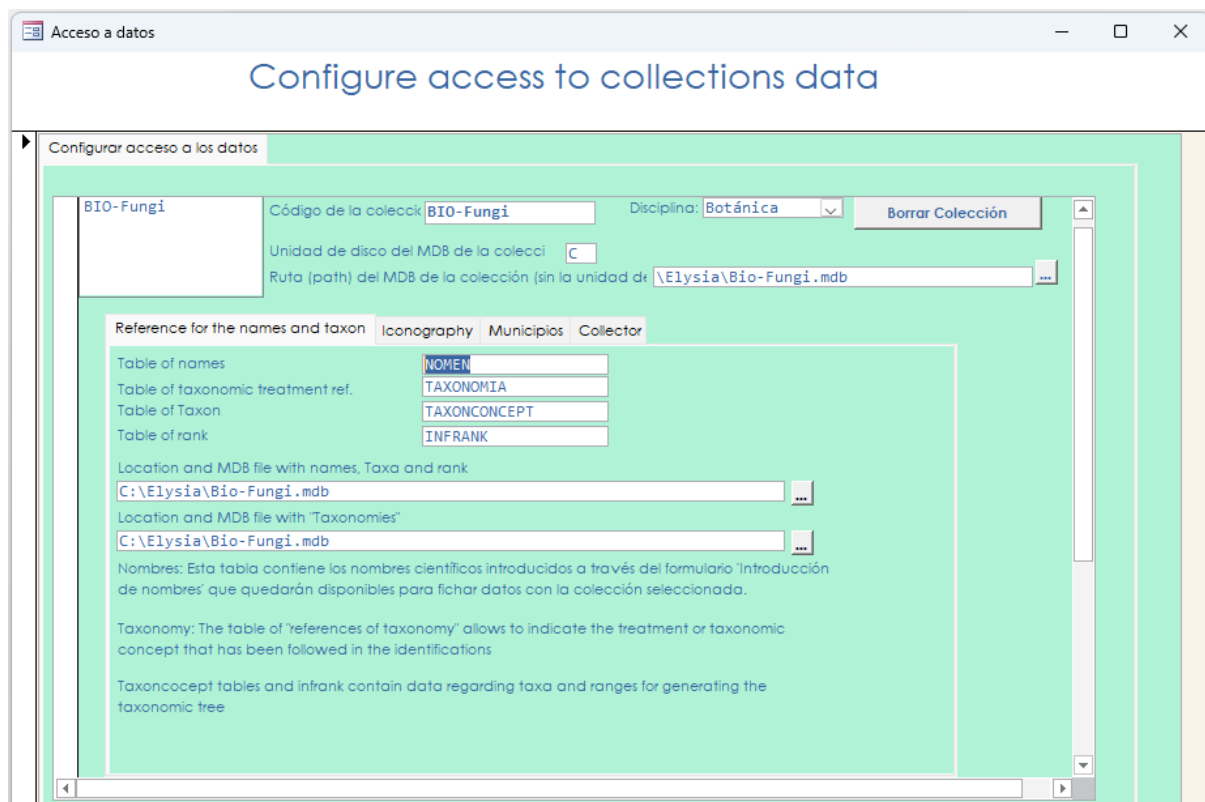
1. Download the full version for users (choosing the version for 32 or 64 bits depending on the MS-Office installed on the computer) available in the “Software” section of the web (<https://www.gbif.es/software/elysia/>).
2. Create a directory to install the application (we recommend the directory C:\Elysia) and unzip there the ZIP file you just downloaded.
3. Install the font BARCOD39. TTF required for the application. To do this, go to C:\Windows\Fonts and paste the .TTF file that is located in the Documents folder.
4. Run the application by double-clicking on **Elysia.accdb**
5. Set the language and other parameters of Elysia:



Through this screen we can perform different actions:

- Set the path and name of the management database. That indicates where the management database (Herbarsys.accdb) is located. Review and modify this location if necessary by pressing the button . The default pathway is C:\Elysia\Herbarsys.accdb; modify it if you have installed the application in another directory or on the server.
- Click Initialize Management Database. This step is required each time you change the pathway or name of the management database to update its location change, as well as to check and link to Elysia.accdb all the tables needed to work with the application.

- Language. Select the language among the available ones (Spanish, Catalan, English and Portuguese).
- Create a new collection. Through this button we access a form in which we must specify the name of the database containing the information of our collection (avoiding characters such as accents, umlauts, etc.), its location (pathway) (recommended to locate it in the directory "Elysia"), and its type (botanical or zoological). Please verify that this database has been created in the directory you specified.
- Configure access to collection data. This button shows a new form that will allow you to configure each collection. It is convenient to perform this step after having pressed the "Initialize management database" button.



Users interested in the migration of data from applications such as Herbar, Zoorbar or HZL should contact the Coordination Unit. Migrations from other types of databases or other formats such as Excel are also possible.

Gbif, Es

Spanish Node of the Global Biodiversity
Information Facility

Coordination Unit

GBIF Spain

gbif.es

datos.gbif.es

Year 2017

GBIF.ES – CSIC

Joaquín Costa, 22

28002 Madrid – SPAIN

Tel. +34 91 568 00 37